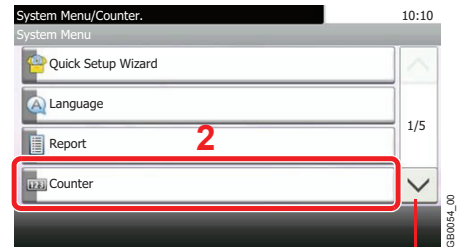


Checking the Counter

Check the number of pages printed and scanned.

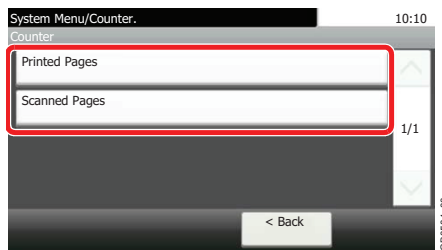
1 Display the screen.

◆ System Menu / Counter



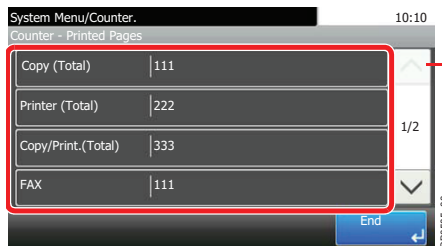
Use [∨] or [∧] to scroll up and down.

2 Check the counter.



Select the job you wish to check.

[Printed Pages]



Use [∨] or [∧] to scroll up and down.

Scroll the screen to check the number of pages. Pressing [Count by Paper Size] and then [Black & White] allows you to check the number of pages by paper size.

[Scanned Pages]

