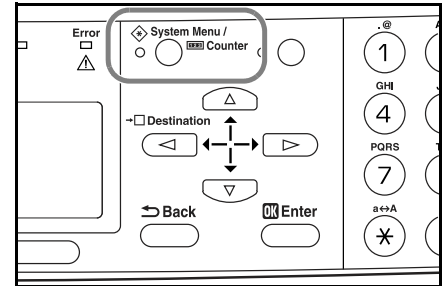


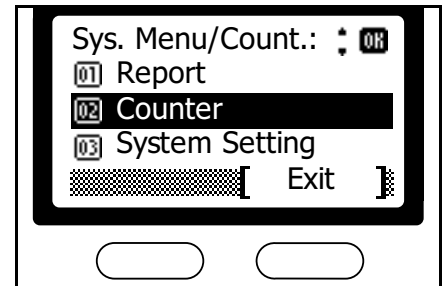
Verifying Total Number of Prints and Scans

Perform the following procedure to verify the total number of printouts and scans on this machine.

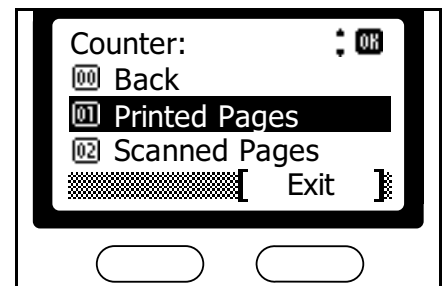
- 1 Press the **System Menu/Counter** key. The *Sys. Menu/Count* screen is displayed.



- 2 Press the ▲ key or the ▼ key to select **Counter** and press the **Enter** key. The *Counter* screen is displayed.



- 3 To check the total number of printouts made, press the ▲ key or the ▼ key to select **Printed Pages** and press the **Enter** key. To check the total number of scans made, press the ▲ key or the ▼ key to select **Scanned Pages** and press the **Enter** key. The corresponding *Total Counter* screen is displayed.



- 4 Once you have finished verifying the total count, press the **Enter** key. The message display returns to the *Counter* screen.

